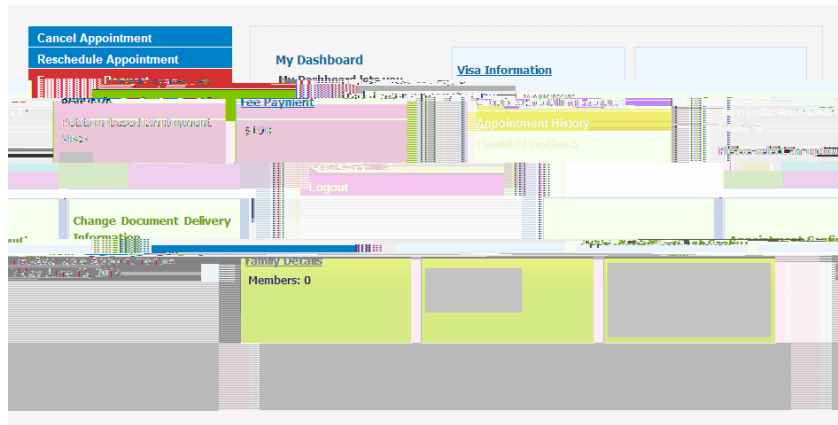




HOW TO REQUEST AN EXPEDITED INTERVIEW






HOW TO REQUEST AN EXPEDITED INTERVIEW


STEP 4: LOG BACK IN TO YOUR PROFILE

Upon receiving your approved expedited appointment, it does not mean that your appointment has been rescheduled. You will receive an email notifying you to log again and reschedule your new appointment to an earlier date. Notice



STEP 5: CANCEL YOUR OLD APPOINTMENT

You need to cancel the old appointment before rescheduling your expedited appointment.



STEP 6: SCHEDULE THE EXPEDITED INTERVIEW

After cancelling the old appointment, you can schedule the new appointment on the approved expedited date. Select the

Upon reaching

