



& EC CA & E

ASSETS: LOCATE AND SEARCH ALL ASSETS

Provide guidance on how to locate and search the Assets in FC Mobile (OTG)

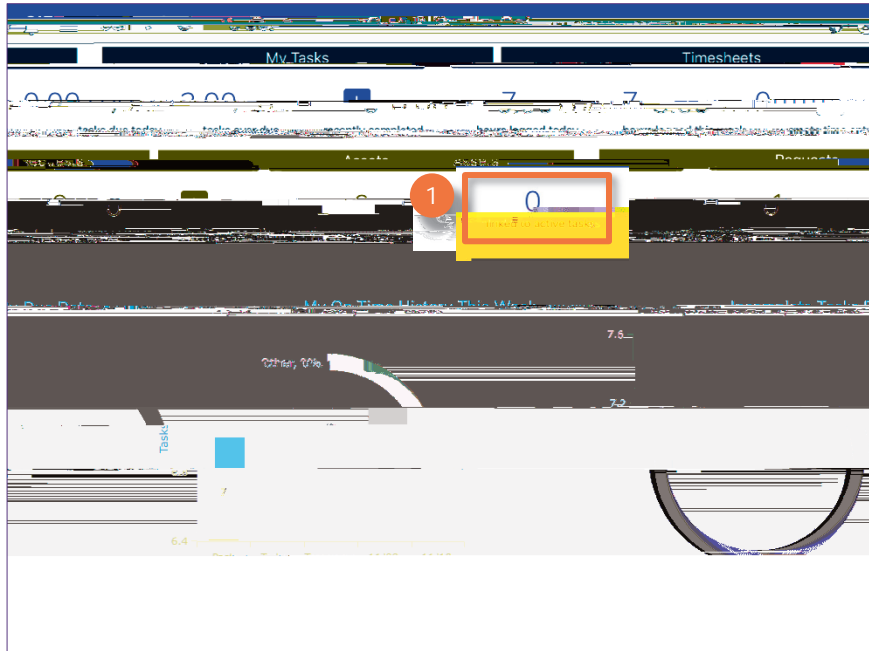
GETTING STARTED

This guide begins from the My Dashboard screen. For more information on logging into FC Mobile (OTG) refer to the Access + Navigation: FC Mobile (OTG) job aid.

DIRECTIONS:

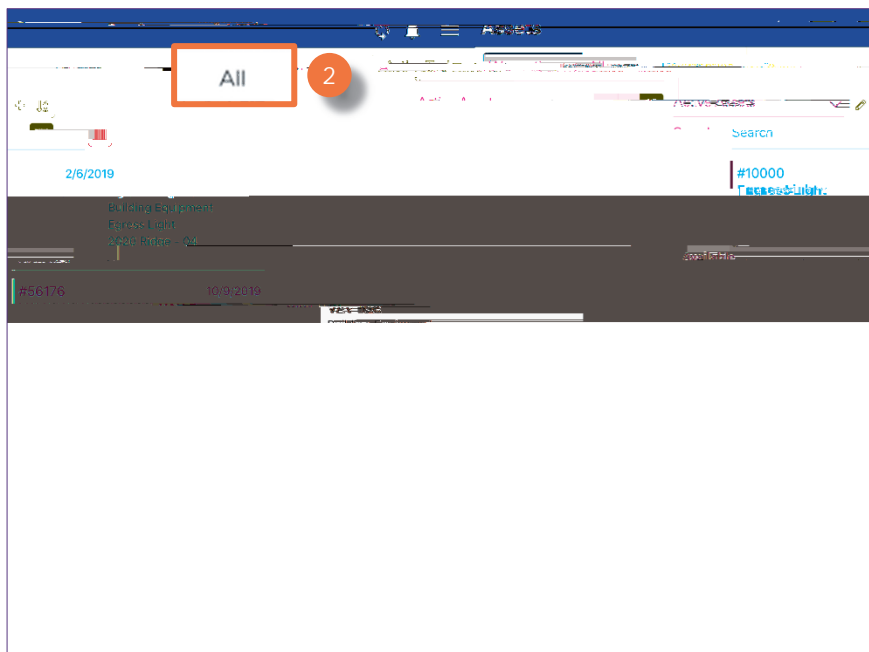
1 Begin on My Dashboard and locate the Assets section:

1 Tap on Linked to Active Tasks




2 Upon clicking, the Assets screen will open.

2 Tap on the All tab





DIRECTIONS:

3 The All Assets  e e ill ho alla e in

he Faciln58ll ho Tc6iS □.0 5.41□1 1□□0□8 .8□451 0 .21□61 k□□□iln58ll N iln58ll Page 1 58ll Page 1□.□8 14.□□



DIRECTIONS:

5 To search the All Assets page:

Tap on the Search Bar and enter keyword(s).

